




IS THE PCR TEST REALLY A TEST?


WHY WE SHOULD DROP THE PCR TESTS IMMEDIATELY!

GENOCIDE AGENDA OF THE PCR TESTS CONFIRMED BY SLOVAK LABORATORY!

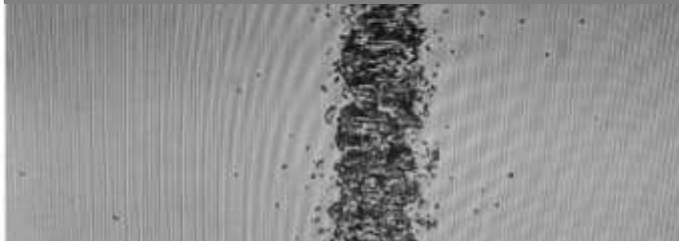
The analysis was performed in the months November 2020 to March 2021 on test sticks of SD Biosensor, Abbott and Nadal companies in an unnamed hospital laboratory from Bratislava, Slovakia. The test swabs were from the sets used in surface testing in Slovakia and in hospitals.



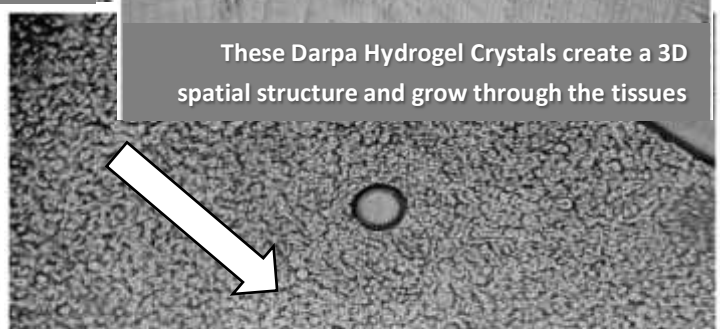
Darpa Hydrogel beads that form the content of hollow nylon fibres



These Darpa Hydrogel Crystals create a 3D spatial structure and grow through the tissues



On the slide, after mechanical manipulation, which is identical to the swab nasopharyngeal material that contains crushed nylon fibres, hydrogel and lithium. This material remains in the nasopharynx after spawning.



Addition of Darpa Hydrogel from the test rod resulted in TOTAL MASSACRE OF RED BLOOD CELLS

SUMMARY OF THE LABORATORY

After spawning a mixture of nylon fiber fragments, Darpa Hydrogel remains on the nasal mucosa under the pituitary and pineal gland along with lithium. This mixture immediately reacts with living structures to form crystals.. The crystals are conductive due to the lithium contained in it. These are actually nano-antennas. Lithium is an element that does not occur naturally in humans and is highly toxic to the pineal gland. The laboratory concludes: ***“From this information it is clear that test sticks are a criminal tool of genocide in the population of Slovakia (also the world). This is a worldwide, thoughtful and carefully prepared event.”***

Original document: <http://tiny.cc/PCR-Lab-Test> Video link with comments: Bitchute.com / Report Claims Test Swabs Use DARPA Hydrogel and Lithium <https://www.bitchute.com/video/qoeOlfScPFwl/>

THE PCR TEST SWAB IS A DELIVERING SYSTEM AND NOT A HARVESTING TOOL

In a confirmation of the above lab test another video shows how the PCR test swab is highly ineffective compared to cotton in harvesting material from the mucus, but rather its' spikes break off instantly and remain inside the body and in a single day dissolve up to about 90% probably delivering what's inside the spikes into the tissue.

See the video on YOUTUBE:

“TESTS ARE NOT TEST” - <https://youtu.be/0mm277L5EmE>



PCR SWAB SPIKES
BREAK OFF
AND REMAIN
INSIDE
THE BODY

NEXT DAY:
SPIKES ARE
90% MELTED

THE PCR TEST IS **NOT FOR VIRUS DETECTION!**



KARY MULLIS, THE INVENTOR OF THE PCR TEST

"He [Fauci] he doesn't know anything about anything and I'd say that to his face." Kary Mullis used to test for covid-19 was never meant to be a diagnostic tool and does not measure viruses according to the Nobel Prize winning scientist who developed the test itself. He goes on to say he has tried, to no avail, to get Fauci to debate him with no luck. Sadly, Mullis died in August of 2019 of pneumonia or he might be one of the most vocal critics of the use of PCR to test for COVID-19. Some

theorize this is the reason why so many asymptomatic cases end up being no more than false positives. These false positives of course are still used to inflate the "official numbers of infected." In this rare clip, Mullis says Fauci "should not be in the position he is in" and that "those guys have got an agenda." "They make up their own rules and change them when they want to." He also says Fauci "does not mind going on television in front of the people who pay his salary and lie directly into the camera."

OFFICIAL DOCUMENT FROM THE GOVERNMENT STATING THAT THE PCR TEST IS NOT ABLE TO DETECT THE VIRUS

From the GOV.UK website we find the official guide for health protection teams about interpreting the PCR results. In this official document it is stated very clear that *"RT-PCR detects presence of viral genetic material in a sample but is not able to distinguish whether infectious virus is present."*

Public Health England
Protecting and improving public health

Understanding cycle threshold (Ct) in SARS-CoV-2 RT-PCR
PAGE 6

Figure 2. Genome of SARS-CoV-2 with the most common RT-PCR targets highlighted

ORF1a ORF1ab S E M N
Orf1ab RdRp S E N

RT-PCR detects presence of viral genetic material in a sample but is not able to distinguish whether infectious virus is present. The quantity of intact virus in upper respiratory swabs will be affected by factors that are endogenous and exogenous to laboratory methods.

Understanding cycle threshold (Ct) in SARS-CoV-2 RT-PCR
A guide for health protection teams

HOW DOES THE PCR TEST ACTUALLY WORK? Explained in ["Positive Count Rising"](#) on BITCHUTE.COM

PCR AND QUICK TEST SWABS MAY BE CANCER-CAUSING

PCR and Quick Test swabs are sterilized with **the carcinogen Ethylene Oxide**. The US Environmental Protection Agency (EPA) classified ethylene oxide as a human carcinogen in December 2016. "Studies of workers show that their exposures to ethylene oxide are associated with an increased risk of cancers of the white blood cells... increased risk of breast cancer in females... non-Hodgkin lymphoma, myeloma, and lymphocytic leukemia...Ethylene oxide is mutagenic (i.e., it can change the DNA in a cell). Children may be more susceptible to the harmful effects of mutagenic substances."

ANYTHING CAN SHOW POSITIVE ON A PCR TEST

Type these video titles in BITCHUTE or press the link to watch the reports and live demos.



[Pawpaw Fruit & Goat Test Positive For COVID-19](#)
[Tanzanian President Flawed Coronavirus Testing Kits](#)



[Kiwi Tests Positive Live](#)



[CocaCola test positive for COVID-19 with PCR test](#)

DOWNLOAD & PRINT THIS LEAFLET AT: <http://tiny.cc/PCR-Test-Leaflet>